



**RESULTS
THE EVALUATION OF TEACHING
LEARNING**

**PLANT PROTECTION
STUDY PROGRAM
FACULTY OF AGRICULTURE
UNIVERSITAS SRIWIJAYA
2022**

RESULTS OF STUDENT SERVICE STISFACTION SURVEY

A. RESPONDENT IDENTITY

The total respondents in filling out the questionnaire were 219 respondents from several semester of entry. The distribution of origin of the semester of entry can be seen in Figure .

Semester (Semester)

2.181 jawaban

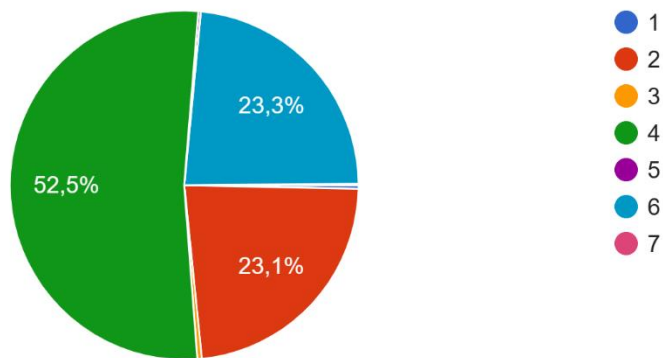
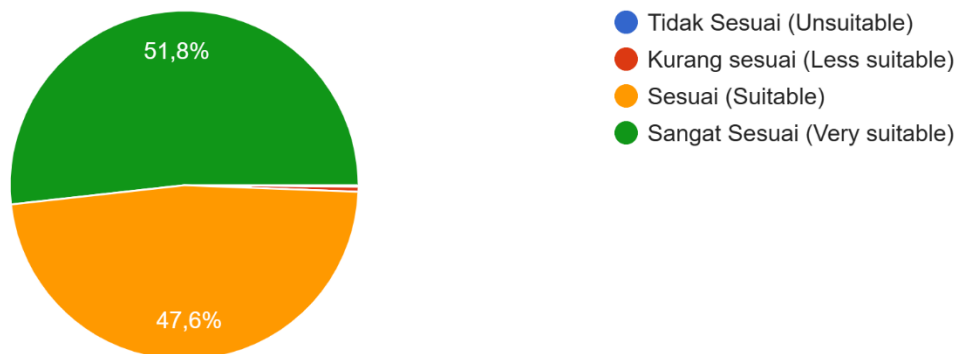


Figure 4.1. Distribution of Student Respondents by Semester of Entry

Kesesuaian materi dengan RPS (Suitability of course content to Semester Learning Plan)

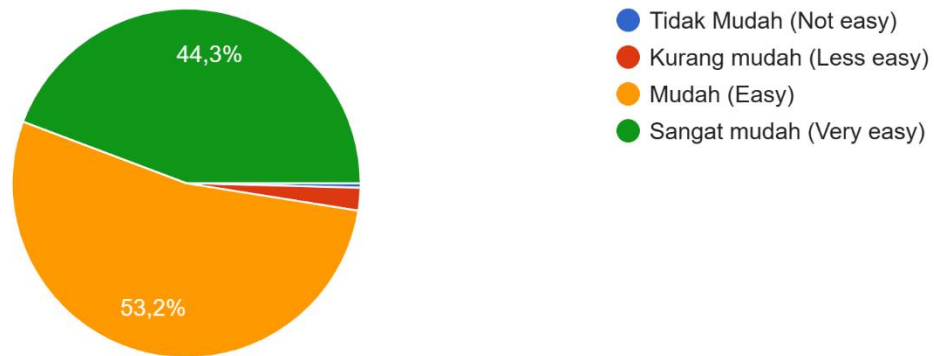
2.189 jawaban



Suitability of course content to Semester Learning Plan showed that respondents answered 51.8% very suitable, 47.6% suitable and only 0.5% less suitable.

Kemudahan memperoleh referensi bahan ajar (Easiness of getting learning resources)

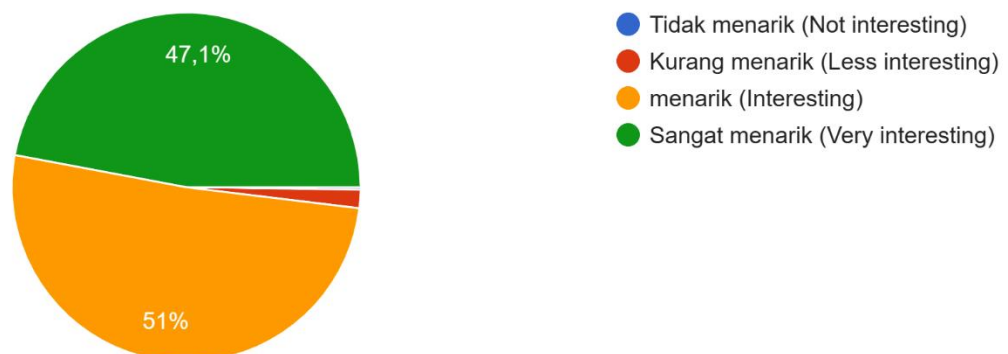
2.189 jawaban



Easiness of getting learning resources showed that respondents answered 53.2% very easy, 44.3% very easy, 2.1% less easy and only 0.4% not easy.

Cara mengajar (Teaching approach)

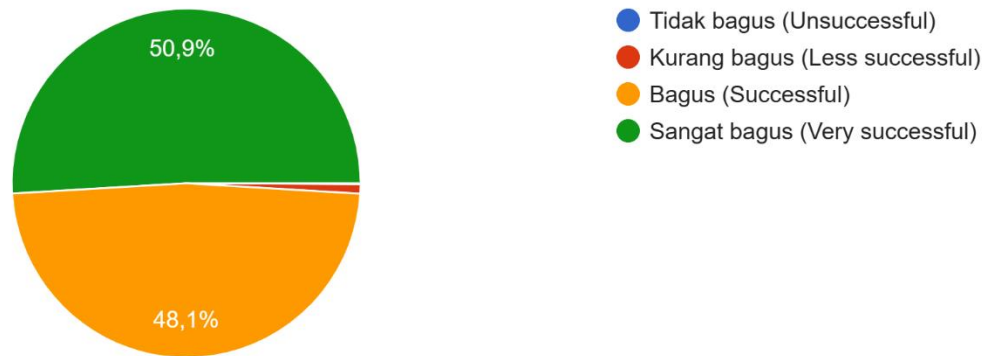
2.189 jawaban



Teaching approach showed that respondents answered 51% interesting, 47.1% very interesting, 1.7% less interesting.

Cara menguasai kelas (Classroom management)

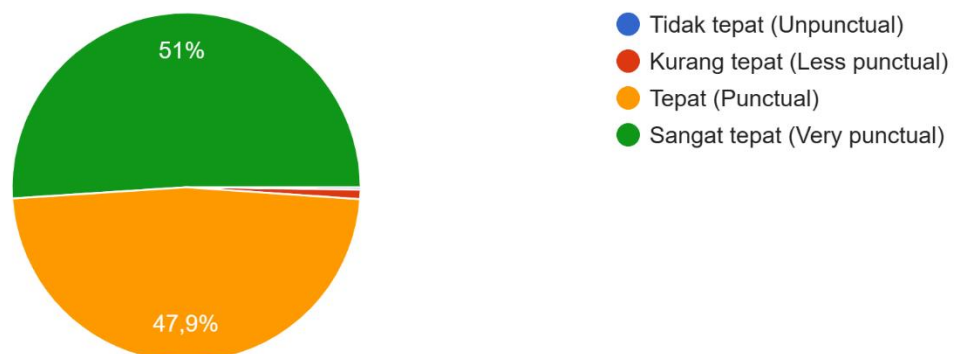
2.189 jawaban



Classroom management showed that respondents answered 50.9% very successful, 48.1% successful, 0.9% less successful, and 0.1% unsuccessful.

Ketepatan waktu (Lecturer timekeeping)

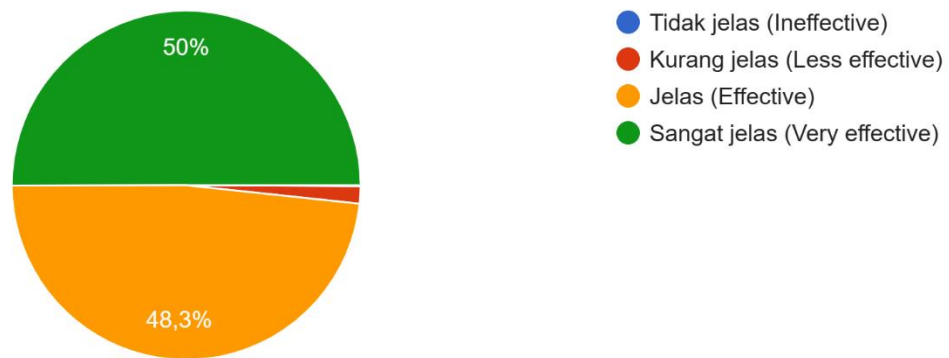
2.189 jawaban



Lecturer timekeeping showed that respondents answered 51% very punctual, 47.9% punctual, 0.9% less punctual, and 0.1% unpunctual.

Cara berkomunikasi (Communication skill)

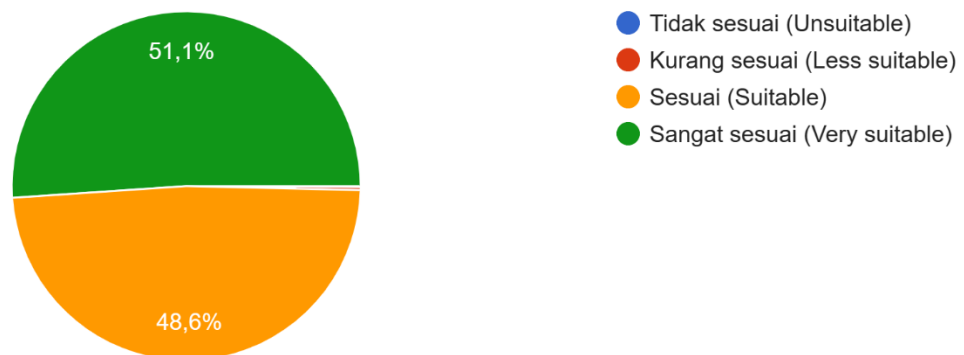
2.189 jawaban



Communication skill showed that respondents answered 50% very effective, 48.3% effective, 1.6% less effective.

Kesesuaian soal dengan materi yang diajarkan (Suitability of questions in examinations to course content)

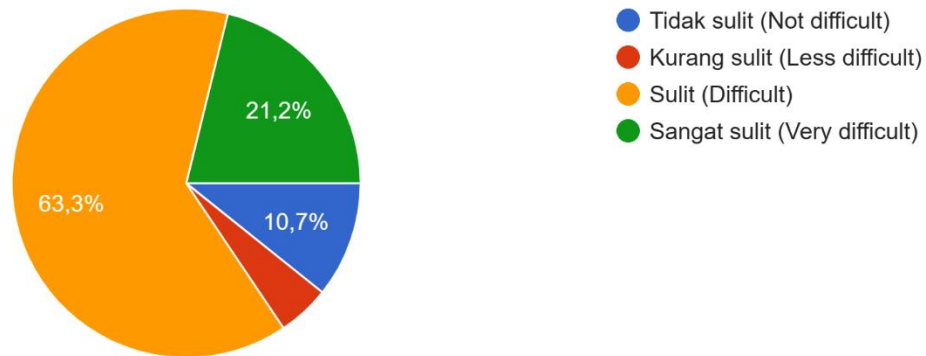
2.189 jawaban



Suitability of questions in examinations to course content showed that respondents answered 51.1% very suitable, 48.6% suitable, 0.3% less suitable.

Tingkat kesulitan soal ujian (Difficulty of question in the examinations)

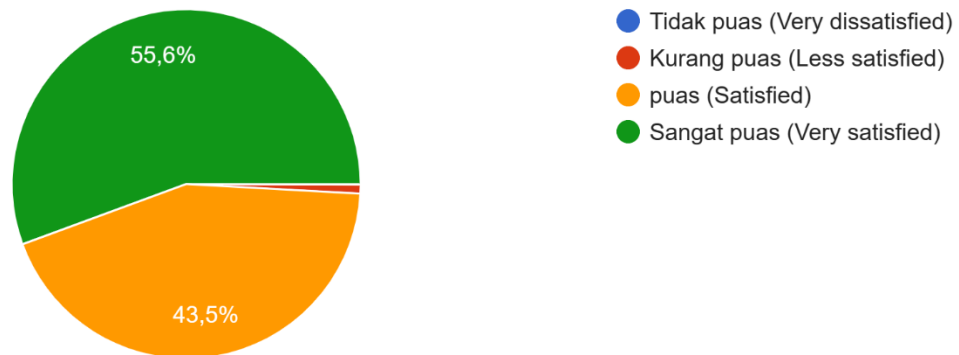
2.189 jawaban



Difficulty of question in the examinations showed that respondents answered 63.3% difficult, 21.2% very difficult, 10.7% not difficult, and 4.8% less difficult.

Kesesuaian nilai yang diperoleh dengan yang diperkirakan (Suitability of gained mark with student's expectation)

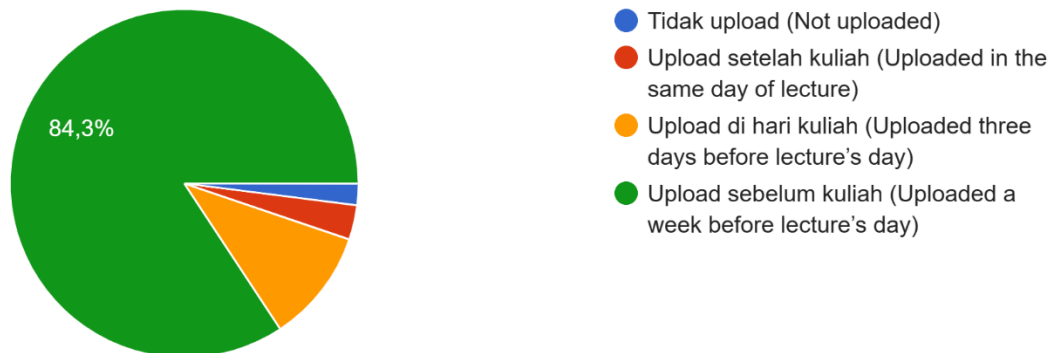
2.189 jawaban



Suitability of gained mark with student's expectation showed that respondents answered 55.6% very satisfied, 43.5% very difficult, 0.8% less satisfied.

Materi Perkuliahan di Upload di E-Learning sebelum hari perkuliahan (Availability of learning materials in the e-learning system)

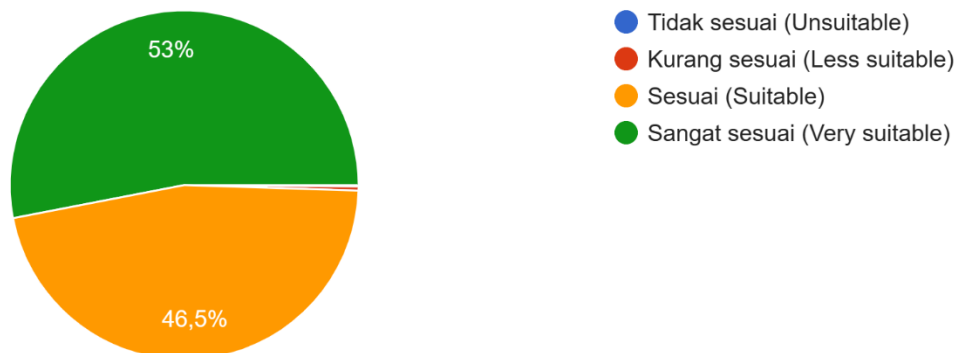
2.189 jawaban



Availability of learning materials in the e-learning system showed that respondents answered 84.3% uploads a week before lecture's day, 10.5% uploaded three days before lecture's day, 3.2% upload in the same day of lecture, and 2% not uploaded.

Tugas sesuai materi dengan RPS (Suitability of assignments to course content written in Semester Learning Plan)

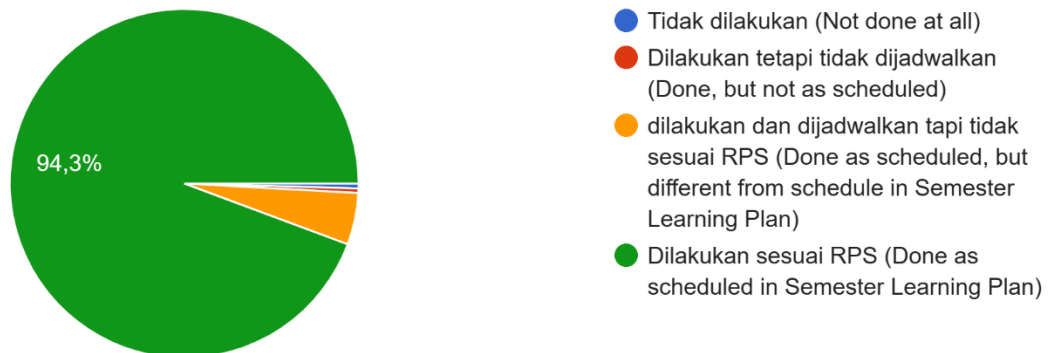
2.189 jawaban



Suitability of assignments to course content written in Semester Learning Plan showed that respondents answered 53% very suitable, 46.5% suitable, and 0.4% less suitable.

Pelaksanaan Ujian tengah Semester dan Ujian Akhir Semester Sesuai dengan Jadwal (Pertemuan yang ditetapkan) pada RPS dan Kalender Akademik (Conduction of midterm and final examinations)

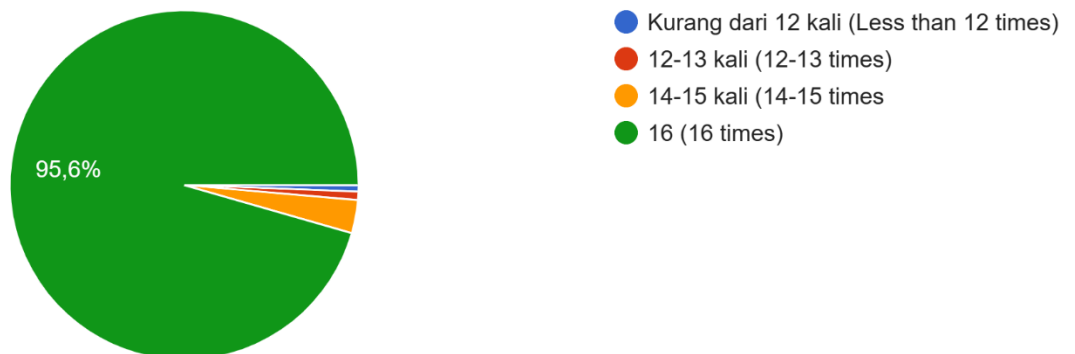
2.189 jawaban



Conduction of midterm and final examinations showed that respondents answered 94.3% done as scheduled in Semester Learning Plan, 4.8% done as scheduled, but different from scheduled in Semester Learning Plan, 0.4% done, but not as scheduled, 0.5% not done at all.

Jumlah Pertemuan Perkuliahan dengan jumlah pertemuan dg RPS (16 Kali termasuk UTS dan UAS) (Number of lectures entire the course)

2.189 jawaban



Number of lectures entire the course showed that respondents answered 95.6% 16 times, 3.1% 14-15 times, 0.8% 12-13 times, and 0.6% less than 12 times